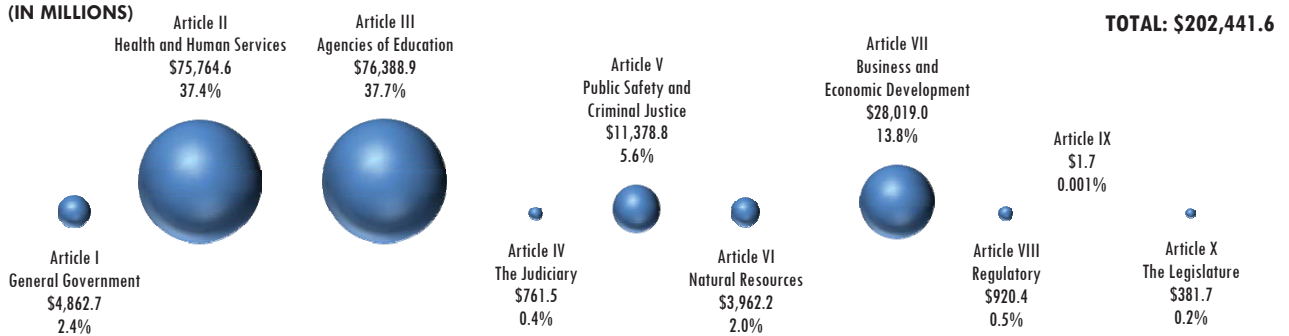


RECOMMENDATIONS BY ARTICLE

FIGURE 1
RECOMMENDATIONS BY ARTICLE, ALL FUNDS



NOTE: Object size is proportional to the percentage of recommended All Funds appropriations for all articles.
SOURCE: Legislative Budget Board.

FIGURE 2
RECOMMENDATIONS BY ARTICLE, ALL FUNDS

(IN MILLIONS)

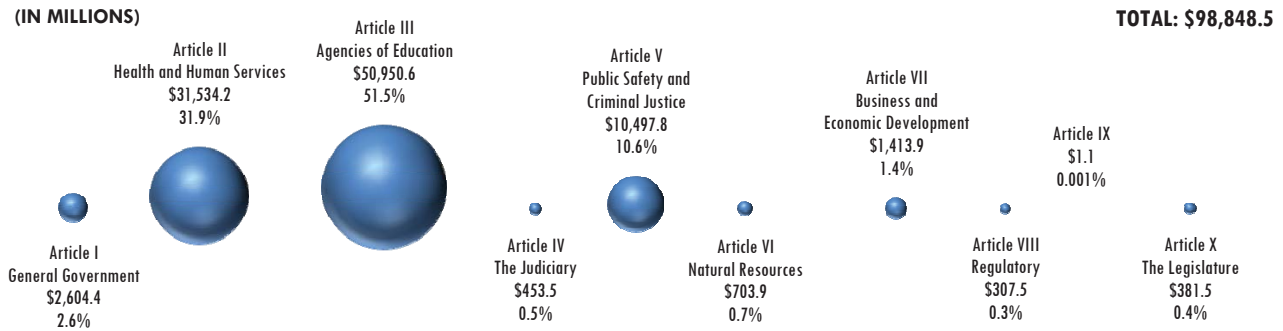
ALL FUNCTIONS	ESTIMATED/BUDGETED 2014–15	RECOMMENDED 2016–17	BIENNIAL CHANGE	PERCENTAGE CHANGE
Article I – General Government	\$5,218.8	\$4,862.7	(\$356.1)	(6.8%)
Article II – Health and Human Services	\$74,513.4	\$75,764.6	\$1,251.2	1.7%
Article III – Agencies of Education	\$73,941.8	\$76,388.9	\$2,447.1	3.3%
<i>Public Education</i>	\$55,403.8	\$57,455.2	\$2,051.4	3.7%
<i>Higher Education</i>	\$18,538.1	\$18,933.7	\$395.6	2.1%
Article IV – The Judiciary	\$764.0	\$761.5	(\$2.5)	(0.3%)
Article V – Public Safety and Criminal Justice	\$11,765.2	\$11,378.8	(\$386.4)	(3.3%)
Article VI – Natural Resources	\$6,931.1	\$3,962.2	(\$2,968.9)	(42.8%)
Article VII – Business and Economic Development	\$27,447.6	\$28,019.0	\$571.5	2.1%
Article VIII – Regulatory	\$1,127.3	\$920.4	(\$206.8)	(18.3%)
Article IX – General Provisions	\$0.0	\$1.7	\$1.7	N/A
Article X – The Legislature	\$374.0	\$381.7	\$7.7	2.1%
Total, All Articles	\$202,083.1	\$202,441.6	\$358.5	0.2%

NOTES:

- (1) Includes anticipated supplemental spending adjustments if applicable.
- (2) Excludes Interagency Contracts.
- (3) Biennial change and percentage change are calculated on actual amounts before rounding. Therefore, figure totals may not sum due to rounding.

SOURCE: Legislative Budget Board.

**FIGURE 3
RECOMMENDATIONS BY ARTICLE, GENERAL REVENUE FUNDS**



NOTE: Object size is proportional to the percentage of recommended General Revenue Funds appropriations for all articles.
SOURCE: Legislative Budget Board.

**FIGURE 4
RECOMMENDATIONS BY ARTICLE, GENERAL REVENUE FUNDS**


(IN MILLIONS)

ALL FUNCTIONS	ESTIMATED/BUDGETED 2014–15	RECOMMENDED 2016–17	BIENNIAL CHANGE	PERCENTAGE CHANGE
Article I – General Government	\$2,731.6	\$2,604.4	(\$127.3)	(4.7%)
Article II – Health and Human Services	\$29,789.9	\$31,534.2	\$1,744.3	5.9%
Article III – Agencies of Education	\$50,674.6	\$50,950.6	\$276.0	0.5%
<i>Public Education</i>	\$37,421.7	\$37,288.0	(\$133.7)	(0.4%)
<i>Higher Education</i>	\$13,253.0	\$13,662.6	\$409.7	3.1%
Article IV – The Judiciary	\$446.8	\$453.5	\$6.7	1.5%
Article V – Public Safety and Criminal Justice	\$9,226.3	\$10,497.8	\$1,271.6	13.8%
Article VI – Natural Resources	\$714.8	\$703.9	(\$10.9)	(1.5%)
Article VII – Business and Economic Development	\$932.9	\$1,413.9	\$481.0	51.6%
Article VIII – Regulatory	\$279.2	\$307.5	\$28.4	10.2%
Article IX – General Provisions	\$0.0	\$1.1	\$1.1	N/A
Article X – The Legislature	\$373.9	\$381.5	\$7.6	2.0%
Total, All Articles	\$95,170.0	\$98,848.5	\$3,678.5	3.9%

NOTES:
 (1) Includes anticipated supplemental spending adjustments if applicable.
 (2) Biennial change and percentage change are calculated on actual amounts before rounding. Therefore, figure totals may not sum due to rounding.

SOURCE: Legislative Budget Board.

FIGURE 5
RECOMMENDATIONS BY ARTICLE, GENERAL REVENUE–DEDICATED FUNDS



NOTE: Object size is proportional to the percentage of recommended General Revenue–Dedicated Funds appropriations for all articles.
 SOURCE: Legislative Budget Board.

FIGURE 6
RECOMMENDATIONS BY ARTICLE, GENERAL REVENUE–DEDICATED FUNDS

(IN MILLIONS)

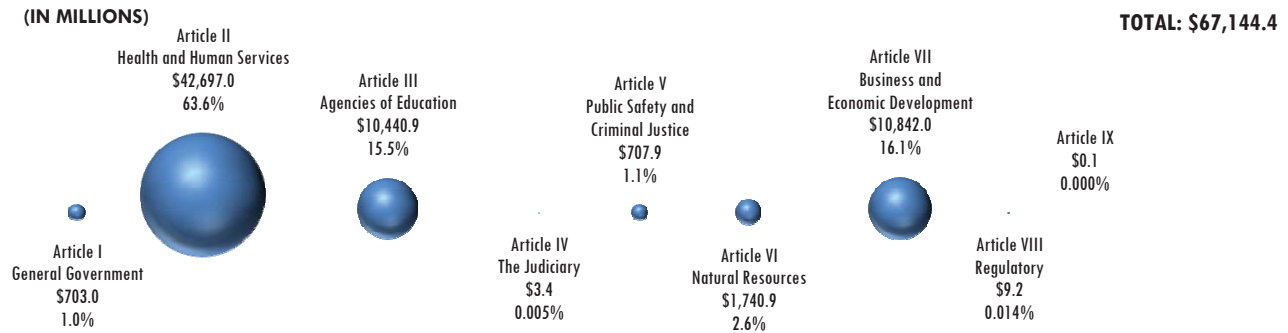
ALL FUNCTIONS	ESTIMATED/BUDGETED 2014–15	RECOMMENDED 2016–17	BIENNIAL CHANGE	PERCENTAGE CHANGE
Article I – General Government	\$865.7	\$696.1	(\$169.6)	(19.6%)
Article II – Health and Human Services	\$1,191.5	\$922.0	(\$269.5)	(22.6%)
Article III – Agencies of Education	\$2,676.1	\$2,724.9	\$48.8	1.8%
<i>Public Education</i>	\$0.1	\$0.1	\$0.0	0.0%
<i>Higher Education</i>	\$2,676.1	\$2,724.9	\$48.8	1.8%
Article IV – The Judiciary	\$133.5	\$124.2	(\$9.3)	(7.0%)
Article V – Public Safety and Criminal Justice	\$18.5	\$18.9	\$0.4	1.9%
Article VI – Natural Resources	\$1,210.1	\$1,234.5	\$24.4	2.0%
Article VII – Business and Economic Development	\$463.4	\$453.1	(\$10.3)	(2.2%)
Article VIII – Regulatory	\$789.2	\$581.2	(\$208.1)	(26.4%)
Article IX – General Provisions	\$0.0	\$0.5	\$0.5	N/A
Article X – The Legislature	\$0.0	\$0.0	\$0.0	N/A
Total, All Articles	\$7,348.0	\$6,755.5	(\$592.5)	(8.1%)

NOTES:

- (1) Includes anticipated supplemental spending adjustments if applicable.
- (2) Biennial change and percentage change are calculated on actual amounts before rounding. Therefore, figure totals may not sum due to rounding.

SOURCE: Legislative Budget Board.

**FIGURE 7
RECOMMENDATIONS BY ARTICLE, FEDERAL FUNDS**



NOTE: Object size is proportional to the percentage of recommended Federal Funds appropriations for all articles.
SOURCE: Legislative Budget Board.

**FIGURE 8
RECOMMENDATIONS BY ARTICLE, FEDERAL FUNDS**

(IN MILLIONS)

ALL FUNCTIONS	ESTIMATED/BUDGETED 2014–15	RECOMMENDED 2016–17	BIENNIAL CHANGE	PERCENTAGE CHANGE
Article I – General Government	\$662.8	\$703.0	\$40.2	6.1%
Article II – Health and Human Services	\$42,858.4	\$42,697.0	(\$161.4)	(0.4%)
Article III – Agencies of Education	\$10,034.1	\$10,440.9	\$406.8	4.1%
<i>Public Education</i>	\$9,759.1	\$10,170.9	\$411.8	4.2%
<i>Higher Education</i>	\$275.0	\$270.0	(\$5.0)	(1.8%)
Article IV – The Judiciary	\$3.8	\$3.4	(\$0.3)	(9.0%)
Article V – Public Safety and Criminal Justice	\$1,120.7	\$707.9	(\$412.8)	(36.8%)
Article VI – Natural Resources	\$2,656.2	\$1,740.9	(\$915.3)	(34.5%)
Article VII – Business and Economic Development	\$11,102.3	\$10,842.0	(\$260.3)	(2.3%)
Article VIII – Regulatory	\$13.2	\$9.2	(\$3.9)	(29.8%)
Article IX – General Provisions	\$0.0	\$0.1	\$0.1	N/A
Article X – The Legislature	\$0.0	\$0.0	\$0.0	N/A
Total, All Articles	\$68,451.4	\$67,144.4	(\$1,307.0)	(1.9%)

NOTES:
 (1) Includes anticipated supplemental spending adjustments if applicable.
 (2) Biennial change and percentage change are calculated on actual amounts before rounding. Therefore, figure totals may not sum due to rounding.

SOURCE: Legislative Budget Board.

FIGURE 9
RECOMMENDATIONS BY ARTICLE, OTHER FUNDS



NOTE: Object size is proportional to the percentage of recommended Other Funds appropriations for all articles.
SOURCE: Legislative Budget Board.

FIGURE 10
RECOMMENDATIONS BY ARTICLE, OTHER FUNDS

(IN MILLIONS)

ALL FUNCTIONS	ESTIMATED/BUDGETED 2014–15	RECOMMENDED 2016–17	BIENNIAL CHANGE	PERCENTAGE CHANGE
Article I – General Government	\$958.7	\$859.2	(\$99.5)	(10.4%)
Article II – Health and Human Services	\$673.6	\$611.4	(\$62.2)	(9.2%)
Article III – Agencies of Education	\$10,556.9	\$12,272.5	\$1,715.5	16.3%
<i>Public Education</i>	\$8,222.9	\$9,996.3	\$1,773.4	21.6%
<i>Higher Education</i>	\$2,334.0	\$2,276.2	(\$57.9)	(2.5%)
Article IV – The Judiciary	\$179.9	\$180.3	\$0.4	0.2%
Article V – Public Safety and Criminal Justice	\$1,399.7	\$154.2	(\$1,245.5)	(89.0%)
Article VI – Natural Resources	\$2,350.0	\$282.9	(\$2,067.1)	(88.0%)
Article VII – Business and Economic Development	\$14,949.1	\$15,310.0	\$361.0	2.4%
Article VIII – Regulatory	\$45.7	\$22.5	(\$23.2)	(50.8%)
Article IX – General Provisions	\$0.0	\$0.0	\$0.0	N/A
Article X – The Legislature	\$0.1	\$0.2	\$0.1	64.4%
Total, All Articles	\$31,113.8	\$29,693.2	(\$1,420.6)	(4.6%)

NOTES:

- (1) Includes anticipated supplemental spending adjustments if applicable.
- (2) Excludes Interagency Contracts.
- (3) Biennial change and percentage change are calculated on actual amounts before rounding. Therefore, figure totals may not sum due to rounding.

SOURCE: Legislative Budget Board.