

**Department of Criminal Justice
Summary of Recommendations - Senate**

Page V-5

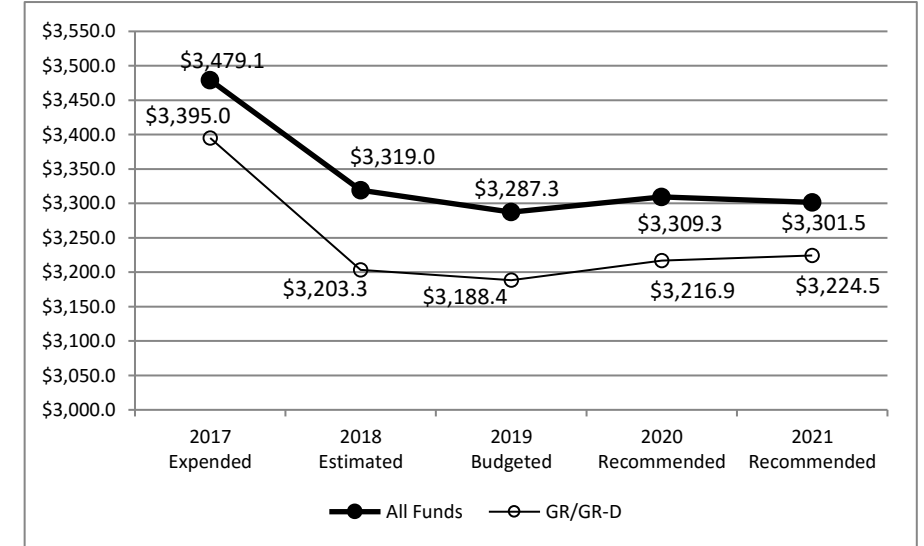
Bryan Collier, Executive Director

Kelsey Vela, LBB Analyst

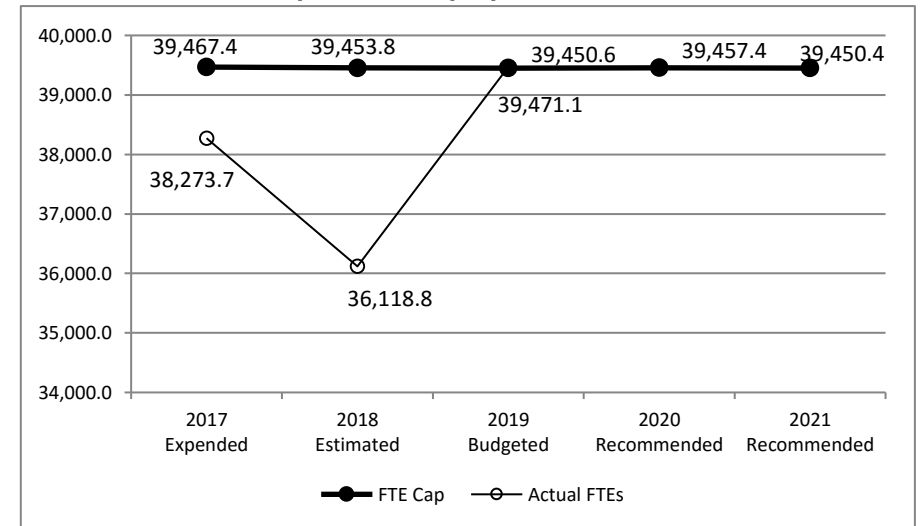
Method of Financing	2018-19 Base	2020-21 Recommended	Biennial Change (\$)	Biennial Change (%)
General Revenue Funds	\$6,386,448,037	\$6,441,243,440	\$54,795,403	0.9%
GR Dedicated Funds	\$5,341,963	\$237,177	(\$5,104,786)	(95.6%)
<i>Total GR-Related Funds</i>	<i>\$6,391,790,000</i>	<i>\$6,441,480,617</i>	<i>\$49,690,617</i>	<i>0.8%</i>
Federal Funds	\$20,460,386	\$19,160,425	(\$1,299,961)	(6.4%)
Other	\$194,030,554	\$150,219,054	(\$43,811,500)	(22.6%)
All Funds	\$6,606,280,940	\$6,610,860,096	\$4,579,156	0.1%

	FY 2019 Budgeted	FY 2021 Recommended	Biennial Change	Percent Change
FTEs	39,471.1	39,450.4	(20.7)	(0.1%)

Historical Funding Levels (Millions)



Historical Full-Time-Equivalent Employees (FTEs)



The bill pattern for this agency (2020-21 Recommended) represents an estimated 100% of the agency's estimated total available funds for the 2020-21 biennium.

Department of Criminal Justice
Summary of Funding Changes and Recommendations - Senate

Funding Changes and Recommendations for the 2020-21 Biennium compared to the 2018-19 Base Spending Level (in millions)		General Revenue	GR-Dedicated	Federal Funds	Other Funds	All Funds	Strategy in Appendix A
SIGNIFICANT Funding Changes and Recommendations (each issue is explained in Section 3 and additional details are provided in Appendix A):							
A)	Basic Supervision - decrease of \$0.8 million based on LBB June projections and fiscal year 2018 cost per day.	(\$0.8)	\$0.0	\$0.0	\$0.0	(\$0.8)	A.1.1.
B)	Parole Supervision - decrease of \$6.6 million based on LBB June projections and fiscal year 2018 cost per day.	(\$6.6)	\$0.0	\$0.0	\$0.0	(\$6.6)	F.2.1.
C)	Hurricane Harvey Relief Reimbursement - increase of \$38.6 million in General Revenue as the result of a fiscal year 2018 transfer to the General Land Office for Hurricane Harvey Relief per the Governor's direction, which lowered the 2018-19 base.	\$38.6	\$0.0	\$0.0	\$0.0	\$38.6	C.1.1.
D)	Video Surveillance Cameras - \$10.0 million in General Revenue for video surveillance cameras at TDCJ units.	\$10.0	\$0.0	\$0.0	\$0.0	\$10.0	C.1.2.
E)	Offender Prescriptions - increase of \$0.7 million in General Revenue to fully fund the extension of prescriptions to 30 days to offenders upon release from a TDCJ facility.	\$0.7	\$0.0	\$0.0	\$0.0	\$0.7	C.1.10.
F)	Vocational training - increase funding to expand vocational programs and serve an additional 2,500 offenders.	\$2.0	\$0.0	\$0.0	\$0.0	\$2.0	C.2.2.
H)	Major Repair of Facilities - decrease of \$40.0 million in Economic Stabilization Funds for deferred maintenance and \$5.1 million in General Revenue Dedicated from the sale of TDCJ owned land.	\$0.0	(\$5.1)	\$0.0	(\$40.0)	(\$45.1)	D.1.1.
I)	Board of Pardons and Paroles - increase of \$0.5 million for the relocation of the Gatesville and Angleton Board Offices.	\$0.5	\$0.0	\$0.0	\$0.0	\$0.5	E.1.1, E.1.2, E.1.3.
J)	Federal Funds - agency anticipated decrease in Federal Funds as the result of one-time grant awards in 2018-19 that are not anticipated in the 2020-21 biennium.	\$0.0	\$0.0	(\$1.3)	\$0.0	(\$1.3)	B.1.1, C.1.2, C.2.3, C.2.4, E.1.1.
K)	Other Funds - \$2.0 million decrease in Economic Stabilization Funds for a completed sheltered housing project and an agency anticipated decrease in Interagency Contracts from the Office of the Governor (\$1.5 million) and the Office of the Attorney General (\$0.3 million).	\$0.0	\$0.0	\$0.0	(\$3.8)	(\$3.8)	C.1.8, C.2.3, F.2.1, G.1.2, G.1.3.
L)	Data Center Services - increase of \$10.4 million in General Revenue to reflect current DIR estimates for the 2020-21 biennium.	\$10.4	\$0.0	\$0.0	\$0.0	\$10.4	G.1.4
TOTAL SIGNIFICANT & OTHER Funding Changes and Recommendations (in millions)		\$54.8	(\$5.1)	(\$1.3)	(\$43.8)	\$4.6	As Listed
<i>SIGNIFICANT & OTHER Funding Increases</i>		\$62.2	\$0.0	\$0.0	\$0.0	\$62.2	As Listed
<i>SIGNIFICANT & OTHER Funding Decreases</i>		(\$7.4)	(\$5.1)	(\$1.3)	(\$43.8)	(\$57.6)	As Listed

NOTE: Totals may not sum due to rounding.

**Department of Criminal Justice
Selected Fiscal and Policy Issues - Senate**

1. **2020-21 Funding Recommendations.** Recommendations include the following:

Community Supervision and Operational Funding Recommendations

- Decrease of \$0.8 million to reflect lower basic probation supervision populations in LBB June projections and fiscal year 2018 cost per day.
- Decrease of \$6.6 million to reflect lower parole supervision populations in LBB June projections and fiscal year 2018 cost per day.
- Fund probation community-based diversion programs and parole programs and services based on 2018–19 expenditure level.
- Fund correctional operations, services, education, and treatment based on 2018–19 expenditure levels.

2. **Community Supervision and Corrections Department Refunds.** Recommendations eliminate the requirement that TDCJ collect \$13.0 million in refunds from Community Supervision and Corrections Departments to partially fund the first year of the next biennium. This revision permits TDCJ to expend all refunds within the 2020–21 biennium with no requirement to hold back refunds to help fund the 2022–23 biennium.

The requirement to collect a sum-certain amount of refunds for reallocation was initiated as a cost savings measure by the Seventy-eighth Legislature, 2003. Eliminating this requirement would be consistent with similar recommendations for the Juvenile Justice Department. This could result in a \$13.0 million decrease in funding in 2022–23 if all refunds are expended in the 2020–21 biennium. TDCJ reports that if that occurred, it would likely result in an Exceptional Item request in the 2022–23 biennium.

3. **Comprehensive Video Surveillance Systems.** Recommendations include \$10.0 million in General Revenue to install video surveillance systems in three maximum-security facilities, which equals funding from the 2016–17 biennium. TDCJ has historically received funding in its base for video surveillance systems since the Eighty-first Legislature, with the exception of the 2018–19 biennium. TDCJ has currently installed comprehensive surveillance systems in 14 of 22 maximum-security units, which, according to the agency, have enhanced both staff and offender safety. The video surveillance systems have been used to monitor offenders and identify criminal or administrative violations. TDCJ submitted a \$13.0 million Exceptional Item Request to equip four maximum-security units.
4. **Correctional Managed Health Care (CMHC).** Recommendations include \$1,115.8 million in All Funds for CMHC in fiscal years 2020–21, which represents a decrease of \$1.3 million from the 2018–19 biennium. This recommended funding level includes:
- TDCJ's fiscal years 2018–19 General Revenue base spending level for Unit and Psychiatric Care and Hospital and Clinical Care;
 - Decrease of \$2.0 million in Economic Stabilization Funds for sheltered housing beds in the Jester III and Telford Units;
 - Increase of \$0.7 million in General Revenue to fully fund the extension of prescriptions from 10 to 30 days for offenders upon release from a TDCJ correctional facility; and
 - Modification of Rider 43 to maintain consistency in requests to exceed. Requests to exceed 100 percent of Medicare hospital payments will be considered approved unless the Legislative Budget Board issues a written disapproval within 30 business days. The clock may be stopped at any time within the 30-day period.

CMHC university providers have informed TDCJ that additional funding is necessary to maintain operations, ensure overall quality of CMHC, and deliver the level of services required by legal standards. TDCJ has submitted an Exceptional Item request of \$281.3 million for CMHC.

- \$247.3 million to fund projected level necessary to sustain the delivery of medical and psychiatric services to an aging incarcerated population;
- \$12.9 million for technology improvements and upgrades for critical IT systems, including electronic health systems;

- \$4.9 million for additional pharmacy staff to keep up with service demands and maintain safe pharmacist workload;
- \$12.3 million for targeted market salary adjustments to recruit and retain medical staff; and
- \$4.1 million for critical capital equipment needs including x-ray units, dialysis machines, dental chairs, and hospital beds.

Cost Containment

The Eighty-fifth Legislature, Regular Session, 2017, adopted several strategies to reduce CMHC costs related to unnecessary hospital stays and correctional officer overtime, including increases of \$37.9 million for market-level salary adjustments for nursing staff, \$21.0 million for additional nursing and mental health care staff, and \$2.0 million to create 163 sheltered housing beds at the Jester III, Telford, and Carole Young Units. The sheltered housing beds allowed UTMB Hospital Galveston more timely discharges, thereby reducing the average length of stay in UTMB Hospital Galveston from 8.4 days in fiscal year 2017 to 7.0 days in fiscal year 2018. This resulted in a reduction of approximately 5,240 avoidable inpatient days in fiscal year 2018 and a cost savings of approximately \$4.8 million.

The sheltered housing beds reached capacity in July 2018. TDCJ has submitted an Exceptional Item request of \$15.0 million to provide for 343 additional sheltered housing beds at the Murray and Stiles Units for offenders who do not require hospitalization or an infirmary bed, but have medical needs that cannot be met in the general population. In fiscal year 2018, UTMB was unable to staff additional unit based medical and mental health staff, which resulted in the vacancy rate remaining flat at 12 percent.

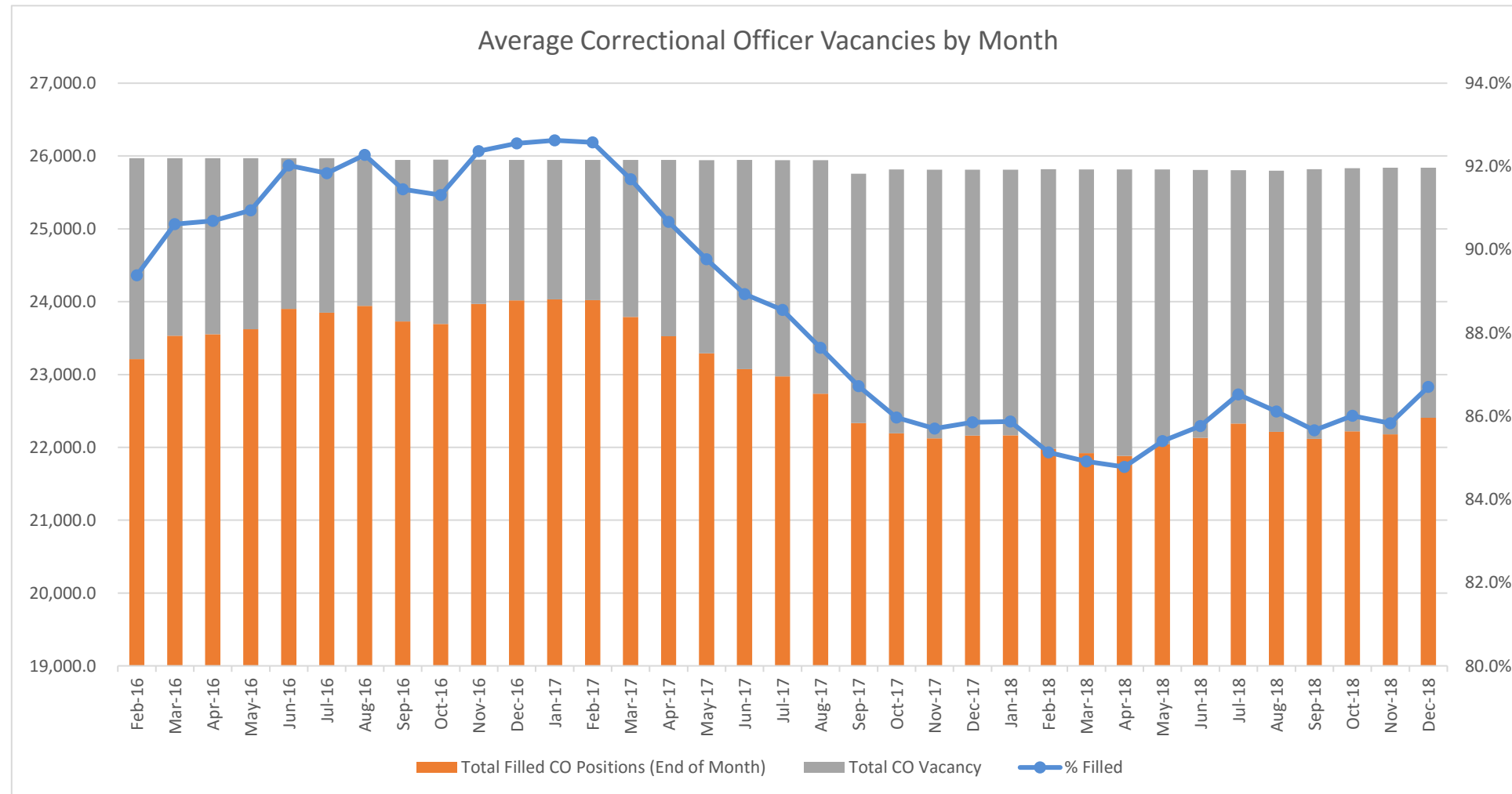
TDCJ anticipates the need for a supplemental appropriations request of \$160.0 million in General Revenue to fund Correctional Managed Health Care Costs in fiscal year 2019. This amount is included in Senate Bill 500, As Introduced.

5. **Vocational Training.** Recommendations include \$2.0 million in General Revenue to expand vocational programs to serve an additional 2,500 offenders. In fiscal year 2018, 3,554 offenders participated in vocational training programs, which include welding, automotive technology, truck driving, carpentry, and culinary arts.
6. **Board of Pardons and Paroles (BPP).** Recommendations include \$0.5 million in General Revenue to relocate the Angleton and Gatesville Board and Institutional Parole Offices and purchase modular furniture. Current leased office space does not meet agency and staff needs, including a lack of functional workspace, running water, and private bathrooms. BPP anticipates lease cost increases in the 2020–21 biennium, even if the agency remains at the current location.
7. **Major Facility Repairs and Renovations.** The recommendations do not include funds for major facility repairs or renovations. TDCJ has submitted an Exceptional Item request for \$146.1 million in General Revenue for major repairs and renovations of facilities in the 2020–21 biennium. TDCJ estimates its total repair needs as being in excess of \$311.9 million, with over 100 correctional facilities statewide, many of which are over 75 years old. TDCJ prioritizes projects based on security and safety requirements, including roof repairs, security fencing and lighting, electrical renovations, water/wastewater improvements, and major infrastructure repairs and renovations. Historically, TDCJ has received General Obligation Bond Proceeds or General Revenue to pay for major repairs and renovations; however, in the 2018–19 biennium TDCJ's deferred maintenance was funded with Economic Stabilization Funds.
8. **Correctional Officer Staffing.** Correctional officer vacancies have steadily increased from the previous biennium;
 - FY 2016 - 2,003.0 vacancies (92.3 percent of positions filled)
 - FY 2017- 3,207.5 vacancies (87.6 percent of positions filled)
 - FY 2018 - 3,584.5 vacancies (86.1 percent of positions filled)
 - FY 2019 (through December 31, 2018) – 3,603.6 (86.1 percent of positions filled)

Historically, TDCJ has experienced staffing shortages when there is a low unemployment rate and a strong economy. The turnover rate for correctional officers in fiscal year 2017 was 28.2 percent, while the turnover rate for correctional officers within their first year of employment was 42 percent. As a result, TDCJ

implemented several initiatives to retain officers in fiscal year 2018. In February 2018, TDCJ reduced the number of steps on the career ladder and increased the starting salary of new officers by 12 percent to \$36,238. Other steps to address staffing shortages include a \$4,000 recruitment bonus for newly hired officers at certain units, increased recruitment efforts via social media, job fairs, advertisements, and conducting pre-service training academies and management training programs. Despite these initiatives, the Correctional Officer vacancy rate has continued to increase. According to TDCJ, the vacancy rate would likely be even greater if these initiatives had not been implemented. The graphic below shows the monthly average of correctional officer vacancies since February 2016.

TDCJ submitted an Exceptional Item request of \$168.1 million for a correctional officer salary increase and career ladder restructure. The exceptional item would again reduce the number of career ladder steps, while providing a salary increase, and increase the maximum salary from \$43,049 to \$47,354. On January 17, 2019, TDCJ requested a \$30.0 million supplemental appropriation in FY 2019 for correctional officer overtime.



9. **Federal Funds and Other Funds.** Recommendations include an estimated \$1.3 million Federal Funds reduction as the result of various decreases totaling \$1.9 million, including a one-time \$0.4 million grant for a Safe Prisons/Prison Rape Elimination Act Information Tracking System grant, offset by a \$0.6 million increase for a Comprehensive Opioid Abuse Site-based Program grant award in the 2020–21 biennium. Other Funds reductions include a \$1.3 million decrease in Criminal Justice Grants from the Governor’s Office, and an agency estimated \$0.5 million decrease in Interagency Contracts as the result of a one-time Victim Rights Compliance Grant from the Office of the Attorney General. Appropriations from the Economic Stabilization Fund were reduced by \$40.0 million for deferred maintenance and \$2.0 million for sheltered housing beds in the Jester III and Telford Units, for a total decrease of \$42.0 million.
10. **Vehicle Replacements.** Recommendations maintain 2018–19 base level funding for vehicle replacements at \$13.9 million for approximately 300 vehicles. TDCJ currently has 1,094 vehicles that exceed the standard replacement criteria of 10 years and 15,000 miles, which represents 50.3 percent of the agency’s fleet. Replacing all eligible vehicles by fiscal year 2021 would cost an estimated \$46.8 million.
11. **Data Center Services.** The Department of Information Resources (DIR) data center services estimate included an additional \$10.4 million over current data center services funding for mainframe maintenance. Recommendations include an increase of \$10.4 million for data center services estimates to maintain only current obligations.
12. **Restoration of Funds Transferred for Hurricane Harvey.** In fiscal year 2018, \$38.6 million in General Revenue was transferred from TDCJ to the General Land Office to address funding needs related to Hurricane Harvey. Recommendations for the 2020–21 biennium assume restoration of these funds, and show a \$38.6 million increase over the agency’s lowered 2018–19 base. The agency is seeking restoration of these funds via a supplemental appropriation.

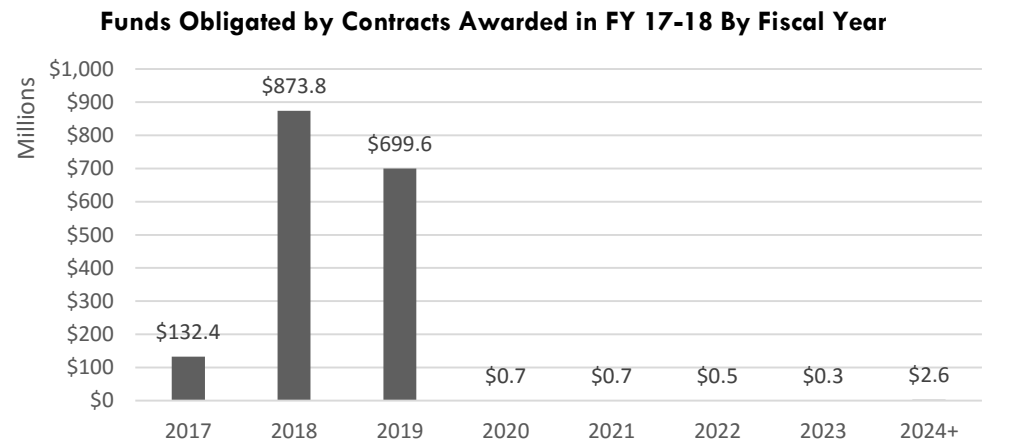
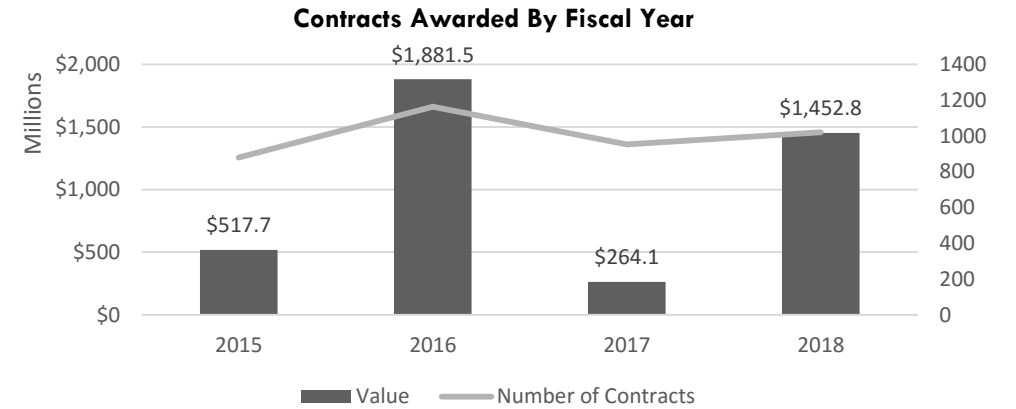
Department of Criminal Justice
Contracting Highlights - Senate

As of 8/31/2018, the Department of Criminal Justice had 634 active procurement contracts valued at \$3.1 billion and 5 revenue generating contracts valued at \$1.5 million.

Summary of Contracts Awarded in Fiscal Years 2017-2018 and Reported to LBB Contracts Database¹

(Dollar values rounded to the nearest tenth of a million)

	Number	Total Value	Average Value	% of total
Procurement Contracts	2,029	\$ 1,731.7	\$ 0.9	100%
Award Method				
Total Competitive Contracts	1,920	\$ 496.8	\$ 0.3	28.7%
Total Non-Competitive	109	\$ 1,234.7	\$ 11.3	71.3%
Emergency	7	\$ 0.5	\$ -	0.0%
Sole Source	38	\$ 19.0	\$ 0.5	1.1%
Interagency Agreement	64	\$ 1,215.4	\$ 19.0	70.2%
Procurement Category				
Information Technology	27	\$ 34.3	\$ 1.3	2.0%
Professional Services	20	\$ 15.0	\$ 0.7	0.9%
Goods	1,699	\$ 279.3	\$ 0.2	16.1%
Other Services	232	\$ 1,386.6	\$ 6.0	80.1%
Lease/Rental	24	\$ 2.6	\$ 0.1	0.1%
Consulting	2	\$ 0.2	\$ 0.1	0.0%
Construction	25	\$ 13.9	\$ 0.6	0.8%
Revenue Generating Contracts				
Competitive	3	\$ 1.4	\$ 0.5	100%
Non-competitive	0	\$ -	\$ -	0.0%



¹These figures reflect the total value of reported contracts awarded in FY 17-18 and reported to the LBB contracts database. Values can include planned expenditures for subsequent years and represent the amounts contracted which may include funds from sources other than appropriated or General Revenue Funds.

Department of Criminal Justice
Contracting Highlights - Senate

(Dollar values rounded to the nearest tenth of a million)

Largest Active Contracts from Previous Fiscal Years	Award Method	Total Value	% Change*	Award Date	Length	Renewals	Vendor
1 East Texas Treatment Facility	Competitive	\$ 168.7	57.7%	09/01/14	5 years	1	Management and Training Corp.
2 Southeast Texas Transitional Center - Halfway House	Competitive	\$ 103.3	33.4%	09/01/03	16 years	3	Cornell Companies Inc
3 Hospital & Medical Services for Offenders	Interagency	\$ 101.5	36.8%	03/06/12	7 years	2	Walker County Hospital Corp.
4 Electricity	Competitive	\$ 61.9	28.9%	06/21/12	7 years	1	TXU Energy
5 Residential & Outpatient Substance Abuse Treatment	Competitive	\$ 52.9	19.0%	09/01/06	13 years	2	The Salvation Army

Largest Competitive Contracts Awarded in FY 17-18

1 Operation and Management of Bradshaw State Jail	Competitive	\$ 32.2	0.0%	09/01/17	2 years	0	Management and Training Corp.
2 Operation and Management of Lindsey State Jail	Competitive	\$ 24.1	0.0%	09/01/17	2 years	0	Management and Training Corp.
3 Operation and Management of Willacy State Jail	Competitive	\$ 21.2	0.0%	09/01/17	2 years	0	Lasalle Corrections
4 Supply of Electricity	Competitive	\$ 14.1	0.0%	05/10/17	2 years	0	Source Power & Gas
5 Bridgeport Correctional Center	Competitive	\$ 13.2	0.0%	09/01/17	2 years	0	Management and Training Corp.

Largest Non-Competitive Contracts Awarded in FY 17-18

1 Correctional Managed Health Care Services	Interagency	\$ 904.7	0.0%	09/01/17	2 years	0	University of Texas Medical Branch
2 Correctional Managed Health Care Services	Interagency	\$ 210.3	0.0%	09/02/17	2 years	0	Texas Tech Health Science Center
3 DIR Shared Services	Interagency	\$ 16.4	0.0%	08/30/18	Indefinite	0	Dept. of Information Resources
4 Workers' Compensation - TDCJ Employees	Interagency	\$ 10.8	0.0%	09/01/17	2 years	0	State Office of Risk Management
5 Case Management and Continuity of Care	Interagency	\$ 7.6	0.0%	09/08/17	2 years	0	MHMR of Tarrant County

*Note: The percent change is the difference in contract value between initial the award amount and the current contract value. This calculation includes contract amendments and renewals.

**Department of Criminal Justice
Rider Highlights - Senate**

Modification of Existing Riders

27. Postsecondary Education Programs: Recommendations modify rider to remove language prohibiting education for inmates housed in administrative segregation to reflect agency initiatives for restricted housing.
33. Appropriation: Refunds of Unexpended Balances from CSCDs: Recommendations modify rider to eliminate \$13.0 million refund requirement.
43. Correctional Managed Health Care: Recommendations modify rider to maintain consistency relating to requests to exceed. Requests to exceed 100 percent of Medicare hospital payment will be considered approved unless the Legislative Budget Board issues a written disapproval within 30 business days.

New Riders

57. Estimates of Future Funds: Recommendations add a new rider requiring TDCJ to include estimates of future Federal Funds, Other Funds, and 100 percent federally funded full-time equivalent positions in the agency's Legislative Appropriation Request.

Deleted Riders

6. Construction Encumbrances: Recommendations delete rider, as it is unnecessary.
8. Review of Construction Change Orders: Recommendations delete rider; TDCJ currently includes similar language in construction contracts that address the subject of the rider.
27. Expenditure Limitation – Windham School District: Recommendations delete rider, as it is unnecessary.
54. Provide Incarcerated Offenders with Useful Information: Recommendations delete rider; TDCJ has internal policies currently in place that address the subject and will not change.
57. Ware Unit Closure: Recommendations delete rider as the facility has closed.
58. Bridgeport Pre-Parole Transfer Facility Closure: Recommendations delete rider as the facility has closed.
59. West Texas Intermediate Sanction Facility Closure: Recommendations delete rider as the facility has closed.
60. Bartlett State Jail Closure: Recommendations delete rider as the facility has closed.
64. Contingency for Community Supervision and Corrections Departments' Health Insurance: Recommendations delete rider as the transfer has been implemented.

**Department of Criminal Justice
Items Not Included in Recommendations - Senate**

	2020-21 Biennial Total			Information Technology Involved?	Contracting Involved?	Estimated Continued Cost 2022-23
	GR & GR-D	All Funds	FTEs			

Agency Exceptional Items - In Agency Priority Order

1)	Repair and Renovation of Building and Facilities - Projects include roof repairs, security fencing and lighting, electrical renovations, and water/wastewater improvements.	\$146,100,000	\$146,100,000	0.0	No	Yes	\$0
2)	Correctional Officer and Parole Officer - Career Ladder Restructure / Pay Raise - Restructure the career ladder and increase correctional officer pay in order to address recruitment and retention issues.	\$168,129,140	\$168,129,140	0.0	No	No	\$168,129,140
3)	Specialized Correctional Housing - Funding to serve 1,600 offenders in a therapeutic diversion from administrative segregation and provide care for 350 offenders who do not require an inpatient hospital setting but are not fit to return to general population.	\$32,467,486	\$32,467,486	74.0	No	No	\$32,467,486
4)	Probation Specialized Programs - Funding for additional CSCD diversion programs for mental health and substance abuse aftercare caseloads.	\$32,158,506	\$32,158,506	0.0	No	No	\$32,158,506
5)	Pretrial Diversion Funding - Increased funding to expand pretrial diversion programs to serve an additional 8,900 offenders annually.	\$8,000,000	\$8,000,000	0.0	No	No	\$8,000,000
6)	Offender Health Care - Funding for projected health care cost increases, additional capital equipment and pharmacy staff, technology upgrades, and targeted market level salary adjustment.	\$280,532,586	\$280,532,586	0.0	Yes	No	\$264,300,000
7)	Comprehensive Video Surveillance Systems - Install comprehensive surveillance system in an additional maximum security facility, which represents the difference between funding recommendation and TDCJ's exceptional item request.	\$3,000,000	\$3,000,000	0.0	No	Yes	\$0
8)	TCOOMMI - Funding to expand jail diversion services in rural areas by 1,250 offenders annually and expand specialized caseloads by 4,100 clients annually.	\$13,030,000	\$13,030,000	0.0	No	Yes	\$13,030,000
9)	Correctional Information Technology System Project - Funding to update TDCJ's 40 year old mainframe and offender management system.	\$24,164,000	\$24,164,000	0.0	Yes	Yes	\$11,642,000
10)	Educational and Vocational Training Programs (HB 3130, 85th Legislature) - Funding for four non-residential educational and vocational training pilot program.	\$5,256,000	\$5,256,000	0.0	No	Yes	\$0

**Department of Criminal Justice
Items Not Included in Recommendations - Senate**

		2020-21 Biennial Total			Information Technology Involved?	Contracting Involved?	Estimated Continued Cost 2022-23
		GR & GR-D	All Funds	FTEs			
	Board of Pardons and Paroles						
1)	BPP - Parole Officer Pay Raise - Increase pay for Hearing and Institutional Parole Officers by 10 percent.	\$3,122,001	\$3,122,001	0.0	No	No	\$3,122,001
2)	BPP - Consultant Services: Parole Guideline Review and Enhancements - Funding to contract with an entity to review and assist BPP in updating parole guidelines.	\$300,000	\$300,000	0.0	No	No	\$0
3)	BPP - Victim Liaison - Funding for 2.0 FTEs to conduct statutorily required victim interviews as part of the parole decision process.	\$270,330	\$270,330	2.0	No	No	\$306,930
4)	BPP - Revocation Hearing Attorney Fee Increase - Increase funding for BPP appointed attorneys from \$75 per hour for the first two hours and \$35 for each hour thereafter to \$100 per hour for the first two hours and \$65 per hour for each additional hour.	\$557,804	\$557,804	0.0	No	No	\$557,804
TOTAL Items Not Included in Recommendations		\$717,087,853	\$717,087,853	76.0			\$533,713,867

**Department of Criminal Justice
Appendices - Senate**

Table of Contents		
Appendix	Appendix Title	Page
A	Funding Changes and Recommendations by Strategy	13
B	Summary of Federal Funds	*
C	FTE Highlights	16
D	Performance Measure Highlights	17
E	Summary of Ten Percent Biennial Base Reduction Options	18

* Appendix is not included - no significant information to report

Department of Criminal Justice
Funding Changes and Recommendations - Senate, by Strategy -- ALL FUNDS

Strategy/Goal	2018-19 Base	2020-21 Recommended	Biennial Change	% Change	Comments
BASIC SUPERVISION A.1.1	\$140,142,048	\$139,335,830	(\$806,218)	(0.6%)	A \$0.8 million decrease in General Revenue to fund basic supervision at 2020-21 LBB projected levels.
DIVERSION PROGRAMS A.1.2	\$246,569,016	\$246,569,016	\$0	0.0%	
COMMUNITY CORRECTIONS A.1.3	\$86,360,909	\$86,360,909	\$0	0.0%	
TRMT ALTERNATIVES TO INCARCERATION A.1.4	\$21,547,951	\$21,547,951	\$0	0.0%	
Total, Goal A, PROVIDE PRISON DIVERSIONS	\$494,619,924	\$493,813,706	(\$806,218)	(0.2%)	
SPECIAL NEEDS PROGRAMS AND SERVICES B.1.1	\$50,732,173	\$50,397,545	(\$334,628)	(0.7%)	A \$0.3 million decrease in Federal Funds as the result of the agency anticipating having fully expended two grant awards.
Total, Goal B, SPECIAL NEEDS OFFENDERS	\$50,732,173	\$50,397,545	(\$334,628)	(0.7%)	
CORRECTIONAL SECURITY OPERATIONS C.1.1	\$2,373,148,182	\$2,411,748,182	\$38,600,000	1.6%	A \$38.6 million increase in General Revenue transfer reimbursement as the result of a fiscal year 2018 transfer to the General Land Office for Hurricane Harvey relief.
CORRECTIONAL SUPPORT OPERATIONS C.1.2	\$168,754,839	\$178,339,676	\$9,584,837	5.7%	A \$10.0 million increase in General Revenue for video surveillance cameras, and a \$0.4 million decrease in agency estimated Federal Funds.
CORRECTIONAL TRAINING C.1.3	\$11,623,676	\$11,623,676	\$0	0.0%	
OFFENDER SERVICES C.1.4	\$28,755,789	\$28,755,789	\$0	0.0%	
INSTITUTIONAL GOODS C.1.5	\$335,831,767	\$335,831,767	\$0	0.0%	
INSTITUTIONAL SERVICES C.1.6	\$420,098,115	\$420,098,115	\$0	0.0%	
INST'L OPERATIONS & MAINTENANCE C.1.7	\$399,097,518	\$398,263,859	(\$833,659)	(0.2%)	A \$0.8 million decrease in agency estimated Federal Funds for Public Assistance Grants.
UNIT AND PSYCHIATRIC CARE C.1.8	\$615,106,462	\$613,106,462	(\$2,000,000)	(0.3%)	A \$2.0 million decrease in Economic Stabilization Funds for a onetime expenditure for a sheltered housing project.
HOSPITAL AND CLINICAL CARE C.1.9	\$380,087,705	\$380,087,705	\$0	0.0%	
MANAGED HEALTH CARE-PHARMACY C.1.10	\$121,837,504	\$122,580,504	\$743,000	0.6%	A \$0.7 million increase in General Revenue to fully fund the extension of prescriptions to 30 days to offenders upon release from a TDCJ facility.

Department of Criminal Justice
Funding Changes and Recommendations - Senate, by Strategy -- ALL FUNDS

Strategy/Goal	2018-19 Base	2020-21 Recommended	Biennial Change	% Change	Comments
HEALTH SERVICES C.1.11	\$10,460,108	\$10,460,108	\$0	0.0%	
CONTRACT PRISONS/PRIVATE ST JAILS C.1.12	\$208,228,980	\$208,228,980	\$0	0.0%	
TEXAS CORRECTIONAL INDUSTRIES C.2.1	\$149,715,775	\$149,715,775	\$0	0.0%	
ACADEMIC/VOCATIONAL TRAINING C.2.2	\$3,838,088	\$5,838,088	\$2,000,000	52.1%	A \$0.2 million increase to expand offender vocational programs.
TREATMENT SERVICES C.2.3	\$56,685,982	\$56,455,404	(\$230,578)	(0.4%)	A \$0.1 million decrease in agency estimated Federal Funds, and a \$0.1 million decrease in Interagency Contracts (Other Funds) for a Criminal Justice Assistance Grant from the Governor's Office.
SUBSTANCE ABUSE FELONY PUNISHMENT C.2.4	\$99,441,070	\$99,996,966	\$555,896	0.6%	A \$0.6 million increase in agency estimated Federal Funds for an opioid abuse treatment grant.
IN-PRISON SA TREATMT & COORDINATION C.2.5	\$65,419,087	\$65,419,087	\$0	0.0%	
Total, Goal C, INCARCERATE FELONS	\$5,448,130,647	\$5,496,550,143	\$48,419,496	0.9%	
MAJOR REPAIR OF FACILITIES D.1.1	\$45,104,786	\$0	(\$45,104,786)	(100.0%)	A \$40.0 million decrease in Economic Stabilization Funds for the repair and renovation of facilities and \$5.1 million decrease in General Revenue-Dedicated Fund 543 for the sale of state-owned land.
Total, Goal D, ENSURE ADEQUATE FACILITIES	\$45,104,786	\$0	(\$45,104,786)	(100.0%)	
BOARD OF PARDONS AND PAROLES E.1.1	\$11,312,942	\$11,253,556	(\$59,386)	(0.5%)	A \$0.2 million decrease in agency estimated Federal Funds for a Criminal Justice Assistance Grant, and a \$0.1 million increase to relocate the Gatesville and Angleton Parole Offices.
REVOCATION PROCESSING E.1.2	\$14,670,040	\$14,683,540	\$13,500	0.1%	A \$13,500 increase to relocate the Gatesville and Angleton Parole Offices.
INSTITUTIONAL PAROLE OPERATIONS E.1.3	\$32,176,281	\$32,548,772	\$372,491	1.2%	A \$0.4 million increase to relocate the Gatesville and Angleton Parole Offices.
Total, Goal E, BOARD OF PARDONS AND PAROLES	\$58,159,263	\$58,485,868	\$326,605	0.6%	
PAROLE RELEASE PROCESSING F.1.1	\$13,228,849	\$13,228,849	\$0	0.0%	

Department of Criminal Justice
Funding Changes and Recommendations - Senate, by Strategy -- ALL FUNDS

Strategy/Goal	2018-19 Base	2020-21 Recommended	Biennial Change	% Change	Comments
PAROLE SUPERVISION F.2.1	\$236,767,223	\$230,139,566	(\$6,627,657)	(2.8%)	A \$6.6 million decrease in General Revenue to fund parole supervision at 2020-21 LBB projected levels and a \$32,800 decrease in Interagency Contracts (Other Funds) for a Criminal Justice Grant from the Governor's Office.
HALFWAY HOUSE FACILITIES F.2.2	\$72,499,358	\$72,499,358	\$0	0.0%	
INTERMEDIATE SANCTION FACILITIES F.2.3	\$42,078,273	\$42,078,273	\$0	0.0%	
Total, Goal F, OPERATE PAROLE SYSTEM	\$364,573,703	\$357,946,046	(\$6,627,657)	(1.8%)	
CENTRAL ADMINISTRATION G.1.1	\$57,902,739	\$57,902,739	\$0	0.0%	
INSPECTOR GENERAL G.1.2	\$25,926,317	\$25,916,317	(\$10,000)	(0.0%)	A \$10,000 decrease in interagency contracts (Other Funds) for a Criminal Justice Grant from the Governor's Office.
VICTIM SERVICES G.1.3	\$4,626,457	\$2,981,290	(\$1,645,167)	(35.6%)	A \$1.2 million decrease for Interagency Contracts (Other Funds) for a Criminal Justice Grant from the Governor's Office and a \$0.5 million decrease in Interagency Contracts (Other Funds) from the Office of the Attorney General.
INFORMATION RESOURCES G.1.4	\$56,504,931	\$66,866,442	\$10,361,511	18.3%	A \$10.4 million increase for Department of Information data center services estimates.
Total, Goal G, INDIRECT ADMINISTRATION	\$144,960,444	\$153,666,788	\$8,706,344	6.0%	
Grand Total, All Strategies	\$6,606,280,940	\$6,610,860,096	\$4,579,156	0.1%	

**Department of Criminal Justice
FTE Highlights - Senate**

Full-Time-Equivalent Positions	Expended 2017	Estimated 2018	Budgeted 2019	Recommended 2020	Recommended 2021
Cap	39,467.4	39,453.8	39,450.6	39,457.4	39,450.4
Actual/Budgeted	38,273.7	36,118.8	39,471.1	NA	NA

Schedule of Exempt Positions (Cap)					
Executive Director, Group 8	\$266,500	\$266,500	\$266,500	\$266,500	\$266,500
Presiding Officer, Board of Pardons and Paroles, Group 5	\$176,300	\$176,300	\$176,300	\$176,300	\$176,300
Parole Board Member, Group 3 (6)	\$112,750	\$112,750	\$112,750	\$112,750	\$112,750

Notes:

a) State Auditor's Office is the source for the FY 2017 and FY 2018 annual average (actual) FTE levels.

b) Fiscal years 2017 and 2018 actual FTE figures are less than the FTE cap limits due to staff vacancies.

c) The State Auditor's Office report entitled Executive Compensation at State Agencies (Report No. 18-705, August 2018) indicates a market average salary of \$275,501 for the Executive Director position at the Texas Department of Criminal Justice and recommends changing the Group classification for the position from Group 8 to Group 9. The agency is not requesting any changes to its Exempt Position.

**Department of Criminal Justice
Performance Measure Highlights - Senate**

	Expended 2017	Estimated 2018	Budgeted 2019	Recommended 2020	Recommended 2021
<ul style="list-style-type: none"> <i>Average Number of Felony Offenders Under Direct Supervision</i> <p><i>Measure Explanation: Recommendations are based on the LBB's June 2018 Adult and Juvenile Correctional Population Projection report.</i></p>	155,521	153,650	155,369	155,520	155,598
<ul style="list-style-type: none"> <i>Number of Community Supervision Residential Beds Grant Funded</i> <p><i>Measure Explanation: The number of grant - funded residential community corrections beds is determined through a TDCJ discretionary award process. The beds are operated by local Community Supervision and Corrections Departments.</i></p>	2,723	2,735	2,735	2,735	2,735
<ul style="list-style-type: none"> <i>Average Number of Offenders Incarcerated (in non-contracted correctional institutions)</i> <p><i>Measure Explanation: Recommendations are based on the LBB's June 2018 Adult and Juvenile Correctional Population Projection report.</i></p>	136,644	136,467	136,190	136,510	136,682
<ul style="list-style-type: none"> <i>Average Number of Offenders in Contract Prisons and Privately Operated State Jails</i> <p><i>Measure Explanation: Decrease is related to the closure of Bartlett State Jail.</i></p>	9,165	8,585	8,698	8,698	8,698
<ul style="list-style-type: none"> <i>Average Number of Offenders in Work Programs Facilities</i> <p><i>Measure Explanation: Recommendations are based on the LBB's June 2018 Adult and Juvenile Correctional Population Projection report.</i></p>	482	489	500	500	500
<ul style="list-style-type: none"> <i>Average Number of Offenders Completing Treatment in Substance Abuse Felony Punishment Facilities</i> <p><i>Measure Explanation: The average number of offenders completing treatment in Substance Abuse Felony Punishment facilities has varies as the result of the specific treatment needs of each offender, the number of offenders sentenced to this program by local judges, and the number of offenders placed in the program by the Board of Pardons and Paroles.</i></p>	6,141	6,407	6,500	6,500	6,500

Department of Criminal Justice
Summary of Ten Percent Biennial Base Reduction Options - Senate

Priority	Item	Description/Impact	Biennial Reduction Amounts			Potential Revenue Loss	Reduction as % of Program GR/GR-D Total	Program GR/GR-D Total	Included in Introduced Bill
			GR & GR-D	All Funds	FTEs				
	2.5% Reduction								
1)	Administrative Support Operations	Would result in the elimination of 35 employees and would effect: Office of the Inspector General investigative resources, victim services, information resources, and oversight and support functions.	\$3,746,519	\$3,746,519	34.5	\$0	10%	\$37,465,182	No
2)	Parole Supervision	Would result in the elimination of 79 Parole Officers and key operational support staff. This will cause an increase in the regular direct supervision caseload ratio to 84, as the additional cases will be assumed by remaining officers.	\$6,196,696	\$6,196,696	78.6	\$0	10%	\$61,966,957	No
3)	Community Supervision (Probation)	Would result in the elimination of approximately 37 probation officer positions in local community corrections and supervision departments, which will increase the regular supervision caseload ratio by approximately 4%. The reduction will result in approximately 3,600 fewer offenders to be served on specialized caseloads.	\$7,967,060	\$7,967,060	0.0	\$0	10%	\$79,670,595	No
4)	Privately Operated Facilities	Would result in the elimination of approximately 294 beds at contract prisons, privately operated state jails, halfway houses, and intermediate sanction facilities.	\$7,257,639	\$7,257,639	0.0	\$0	10%	\$72,576,401	No
5)	Correctional Managed Health Care	Would result in a reduction of unit-based medical staff and could cause off-site hospital visits to increase and slow the delivery of services.	\$25,190,249	\$25,190,249	0.0	\$0	10%	\$251,902,488	No
6)	Institutional Goods and Services	Would result in the elimination of approximately 326 employees and a reduction in funding for food, fuel, utilities, offender programs and services, and necessity items, such as offender clothing, bedding, etc.	\$35,602,071	\$35,602,071	326.0	\$0	10%	\$354,744,515	No
7)	Correctional Security Operations	Would represent the elimination of approximately 724 correctional positions.	\$59,619,068	\$59,619,068	723.8	\$0	10%	\$605,840,681	No
	5 % Reduction								
8)	Administrative Support Operations	Would result in the elimination of 35 additional employees, for a total of 69 employees.	\$3,746,518	\$3,746,518	34.5	\$0	10%	\$37,465,183	No
9)	Parole Supervision	Would result in the elimination of 79 additional Parole Officers and key operational support staff, for a total of 157 employees.	\$6,196,695	\$6,196,695	78.6	\$0	10%	\$61,966,957	No

Department of Criminal Justice
Summary of Ten Percent Biennial Base Reduction Options - Senate

Priority	Item	Description/Impact	Biennial Reduction Amounts			Potential Revenue Loss	Reduction as % of Program GR/GR-D Total	Program GR/GR-D Total	Included in Introduced Bill
			GR & GR-D	All Funds	FTEs				
10)	Community Supervision (Probation)	Would result in the elimination of approximately 37 probation officer positions for a total of 74 probation officers which will increase the regular supervision caseload ratio by approximately 9%. This reduction will result in approximately 3,600 fewer offenders to be served on specialized caseloads in addition to the impact of the first 2.5% funding reduction.	\$7,967,059	\$7,967,059	0.0	\$0	10%	\$79,670,593	No
11)	Privately Operated Facilities	Would result in the loss of approximately 294 additional beds, for a total bed elimination of 588.	\$7,257,640	\$7,257,640	0.0	\$0	10%	\$72,576,401	No
12)	Correctional Managed Health Care	Would result in a further reduction of unit-based medical staff and could cause off-site hospital visits to increase and slow the delivery of services.	\$25,190,249	\$25,190,249	0.0	\$0	10%	\$251,902,489	No
13)	Institutional Goods and Services	Would result in the elimination of 326 additional employees, for a total of 652 employees, and an additional reduction in funding for food, fuel, utilities, and necessity items.	\$35,602,072	\$35,602,072	326.0	\$0	10%	\$354,744,516	No
14)	Correctional Security Operations	Would represent the elimination of 724 additional correctional employees, for a total of 1,448 employees.	\$59,619,069	\$59,619,069	723.9	\$0	10%	\$605,840,681	No
	7.5% Reduction								
15)	Administrative Support Operations	Would result in the elimination of 35 additional employees, for a total of 104 employees.	\$3,746,519	\$3,746,519	34.5	\$0	10%	\$37,465,184	No
16)	Parole Supervision	Would result in the elimination of 79 additional Parole Officers and key operational support staff, for a total of 236 employees.	\$6,196,696	\$6,196,696	78.6	\$0	10%	\$61,966,956	No
17)	Community Supervision (Probation)	Would result in the elimination of approximately 37 probation officer positions for a total of 111 probation officers which will increase the regular supervision caseload ratio by approximately 13%. This reduction will result in approximately 3,600 fewer offenders to be served on specialized caseloads in addition to the impact of the second 2.5% funding reduction.	\$7,967,059	\$7,967,059	0.0	\$0	10%	\$79,670,594	No
18)	Privately Operated Facilities	Would result in the loss of approximately 294 additional beds, for a total bed elimination of 882.	\$7,257,640	\$7,257,640	0.0	\$0	10%	\$72,576,401	No
19)	Correctional Managed Health Care	Would result in a further reduction of unit-based medical staff and could cause off-site hospital visits to increase and slow the delivery of services.	\$25,190,249	\$25,190,249	0.0	\$0	10%	\$251,902,487	No

Department of Criminal Justice
Summary of Ten Percent Biennial Base Reduction Options - Senate

Priority	Item	Description/Impact	Biennial Reduction Amounts			Potential Revenue Loss	Reduction as % of Program GR/GR-D Total	Program GR/GR-D Total	Included in Introduced Bill
			GR & GR-D	All Funds	FTEs				
20)	Institutional Goods and Services	Would result in the elimination of 326 additional employees, for a total of 978 employees, and an additional reduction in funding for food, fuel, utilities, necessity items (offender clothing, bedding, etc.), and other offender programs and services.	\$35,602,071	\$35,602,071	326.0	\$0	10%	\$354,744,516	No
21)	Correctional Security Operations	Would represent the elimination of 724 additional correctional employees, for a total of 2,172 employees.	\$59,619,068	\$59,619,068	723.8	\$0	10%	\$605,840,681	No
	10% Reduction								
22)	Administrative Support Operations	Would result in the elimination of 35 additional employees, for a total of 138 employees.	\$3,746,518	\$3,746,518	34.5	\$0	10%	\$37,465,183	No
23)	Parole Supervision	Would result in the elimination of 79 additional Parole Officers and key operational support staff, for a total of 315 employees.	\$6,196,695	\$6,196,695	78.6	\$0	10%	\$61,966,957	No
24)	Community Supervision (Probation)	Would result in the elimination of approximately 37 probation officer positions for a total of 148 probation officers which will increase the regular supervision caseload ratio by approximately 18%. This reduction will result in approximately 3,600 fewer offenders to be served on specialized caseloads in addition to the impact of the previous reductions.	\$7,967,060	\$7,967,060	0.0	\$0	10%	\$79,670,593	No
25)	Privately Operated Facilities	Would result in the loss of approximately 294 additional beds, for a total bed elimination of 1,176.	\$7,257,640	\$7,257,640	0.0	\$0	10%	\$72,576,403	No
26)	Correctional Managed Health Care	Would result in a further reduction of unit-based medical staff and could cause off-site hospital visits to increase and slow the delivery of services.	\$25,190,249	\$25,190,249	0.0	\$0	10%	\$251,902,487	No
27)	Institutional Goods and Services	Would result in the elimination of 326 additional employees, for a total of 1,304 employees, and an additional reduction in funding for food, fuel, utilities, and necessity items.	\$35,602,071	\$35,602,071	326.0	\$0	10%	\$354,744,518	No
28)	Correctional Security Operations	Would represent the elimination of 724 additional correctional employees, for a total of 2,896 employees.	\$59,619,068	\$59,619,068	723.8	\$0	10%	\$605,840,680	No
	Board of Pardons and Paroles								
29)	BPP: 2.5% Reduction	Would result in the elimination of approximately 18 Institutional Parole Officers, Hearing Officers, and key operational support staff.	\$1,449,806	\$1,449,806	17.3	\$0	10%	\$14,498,060	No
30)	BPP: 5% Reduction	Would result in the elimination of approximately 18 additional positions.	\$1,449,806	\$1,449,806	17.3	\$0	10%	\$14,498,062	No
31)	BPP: 7.5% Reduction	Would result in the elimination of approximately 18 additional positions.	\$1,449,806	\$1,449,806	17.3	\$0	10%	\$14,498,062	No

Department of Criminal Justice
Summary of Ten Percent Biennial Base Reduction Options - Senate

Priority	Item	Description/Impact	Biennial Reduction Amounts			Potential Revenue Loss	Reduction as % of Program GR/GR-D Total	Program GR/GR-D Total	Included in Introduced Bill
			GR & GR-D	All Funds	FTEs				
32)	BPP: 10% Reduction	Would result in the elimination of approximately 18 additional positions.	\$1,449,806	\$1,449,806	17.3	\$0	10%	\$14,498,061	No
TOTAL, 10% Reduction Options			\$588,116,431	\$588,116,431	4,720.9	\$0			