



## LEGISLATIVE BUDGET BOARD

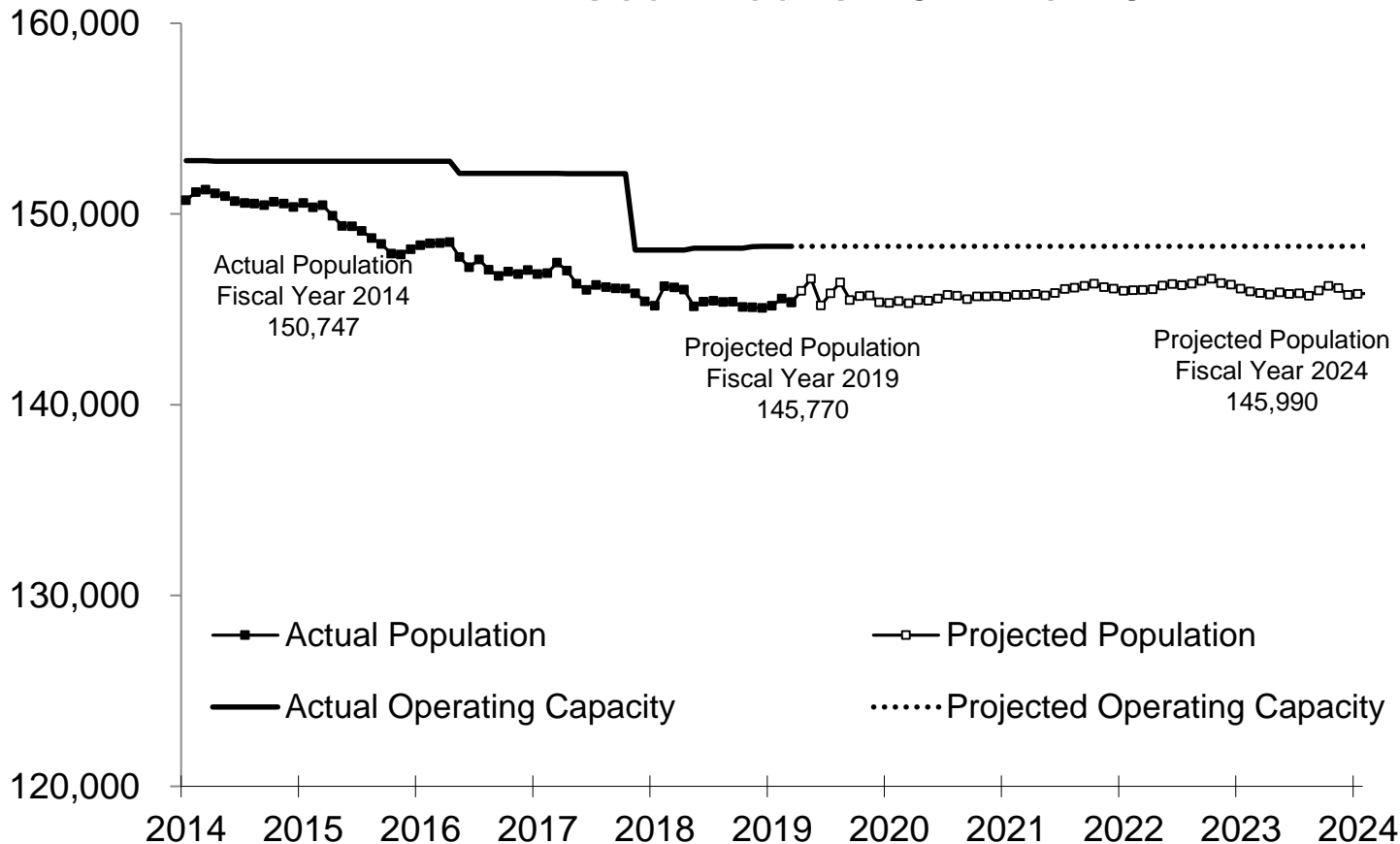
# Overview of Criminal and Juvenile Justice Correctional Population Projections, Recidivism Rates, and Costs Per Day

PRESENTED AT THE HOUSE APPROPRIATIONS COMMITTEE HEARING  
LEGISLATIVE BUDGET BOARD STAFF

FEBRUARY 2019

# Adult Correctional Population Projections: Incarceration Population and Operating Capacity

## Fiscal Years 2014 to 2024



Projected Population:  
FY2020- 145,553  
FY2021- 145,996

Projected remaining operating capacity:  
FY2020- 2,755  
FY2021- 2,342

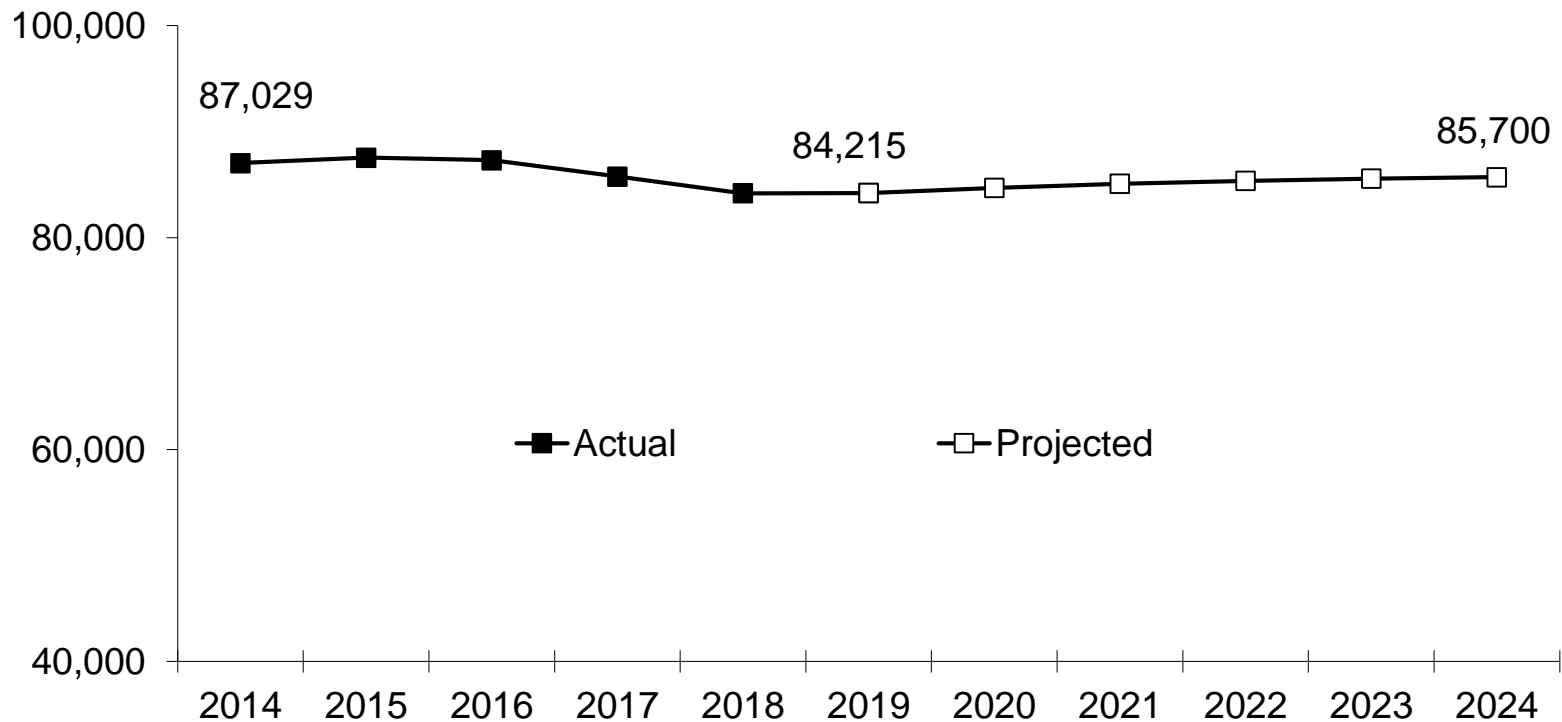
Remaining capacity, as a percentage of projected population:  
FY2020- 1.9%  
FY2021- 1.6%

NOTE: Operating capacity is 96.0 percent of the sum of total unit capacities

SOURCES: Legislative Budget Board; Texas Department of Criminal Justice.

# Adult Correctional Population Projections: Parole

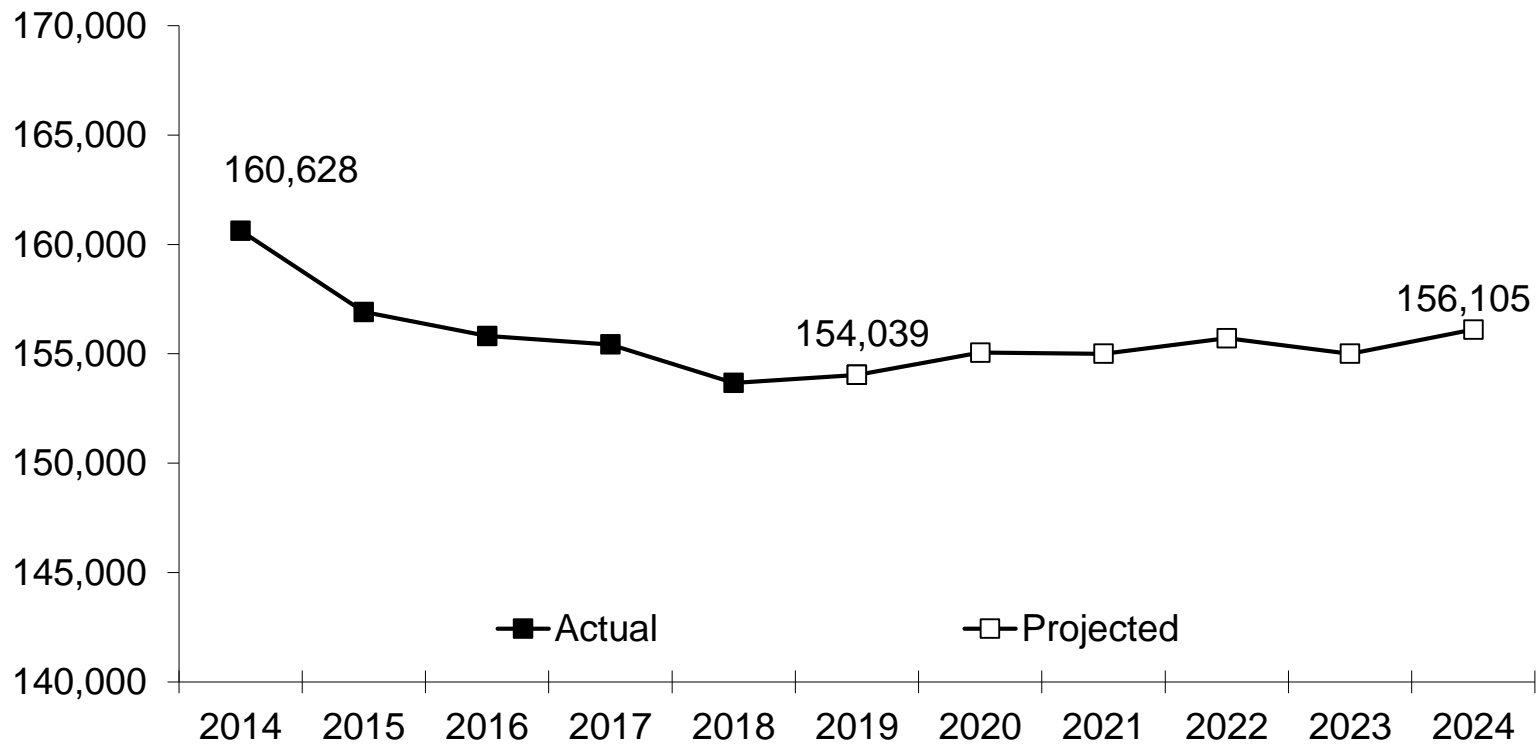
## Fiscal Years 2014 to 2024



SOURCES: Legislative Budget Board; Texas Department of Criminal Justice.

# Adult Correctional Population Projections: Felony Direct Community Supervision

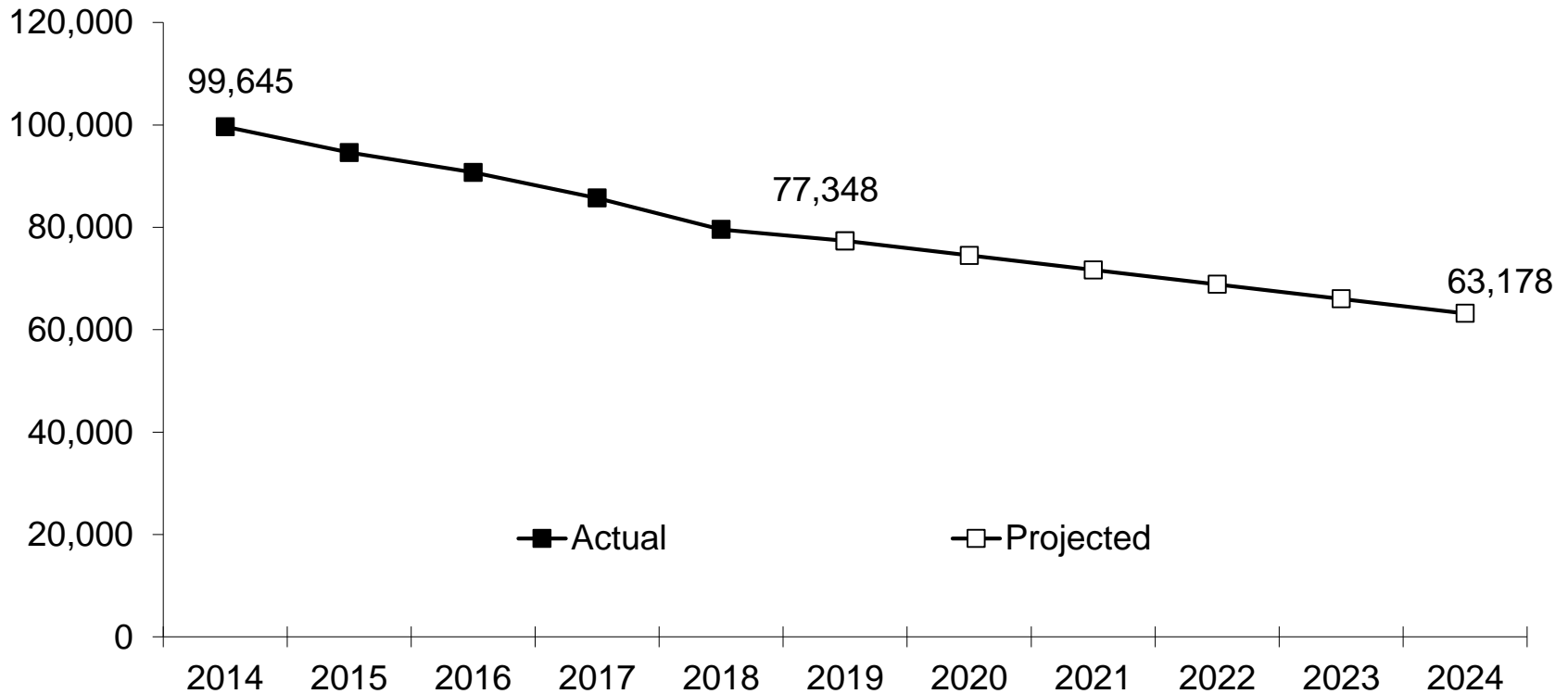
## Fiscal Years 2014 to 2024



SOURCES: Legislative Budget Board; Texas Department of Criminal Justice.

# Adult Correctional Population Projections: Misdemeanor Community Supervision Placements

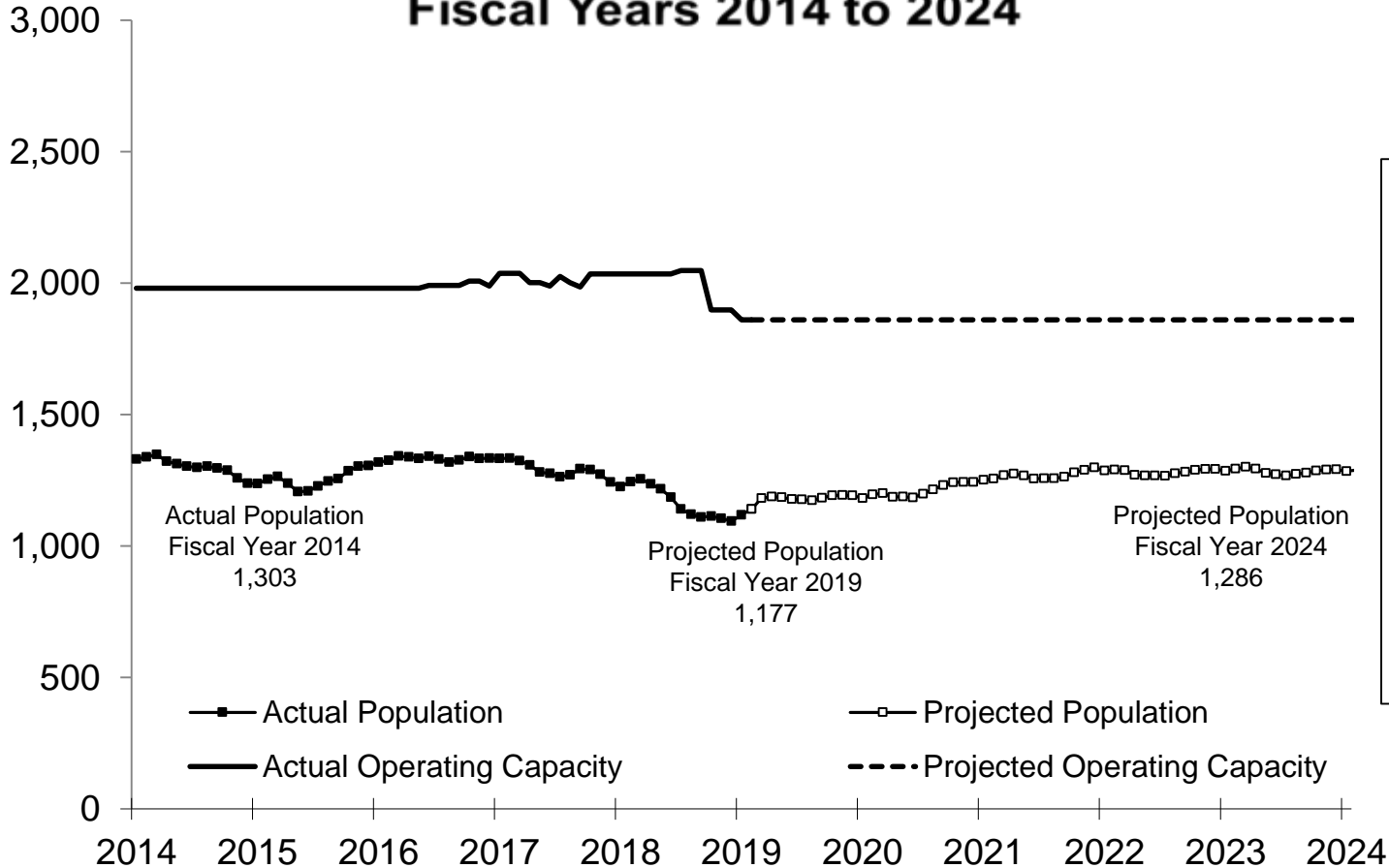
## Fiscal Years 2014 to 2024



SOURCES: Legislative Budget Board; Texas Department of Criminal Justice.

# Juvenile Correctional Population Projections: TJJD Actual and Projected State Residential Average Daily Population and Operating Capacity

## Fiscal Years 2014 to 2024



Projected Population:  
 FY2020- 1,209  
 FY2021- 1,268

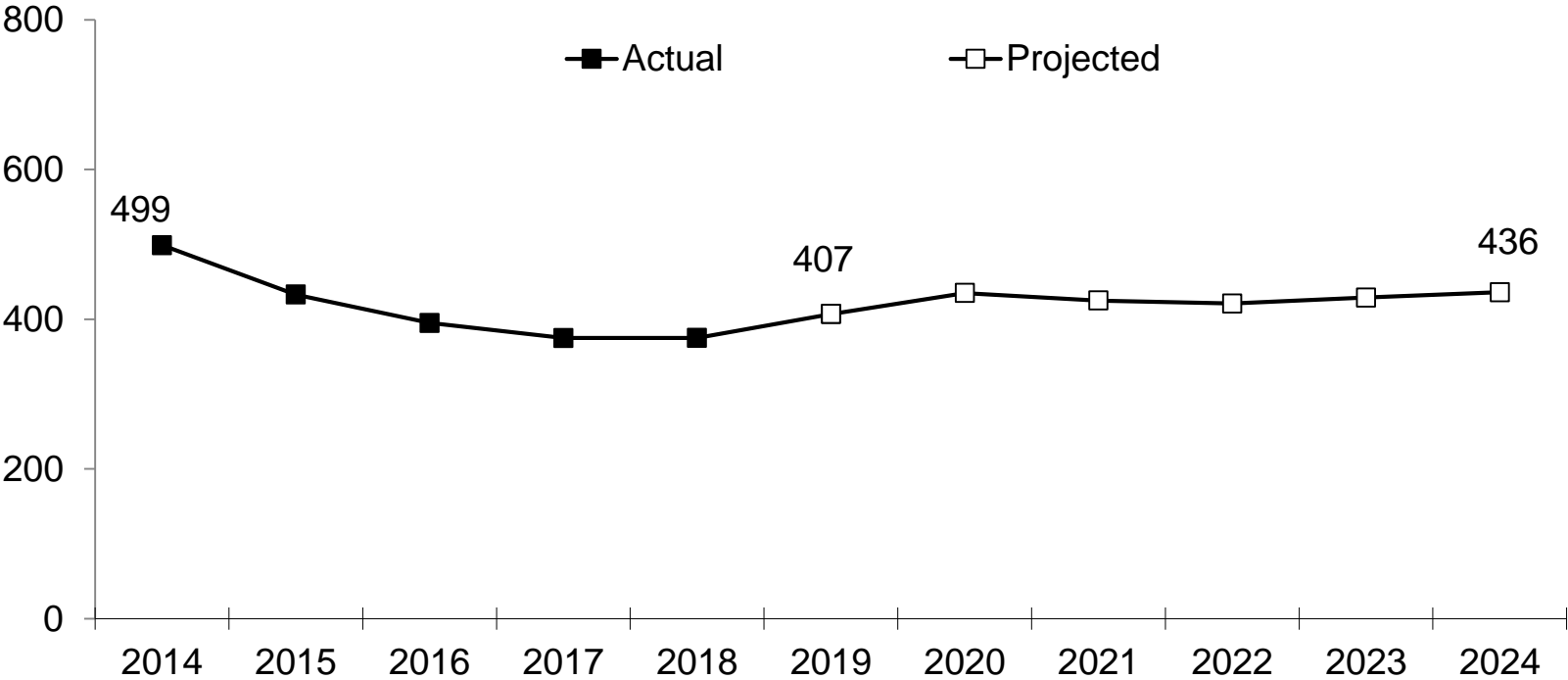
Projected remaining operating capacity:  
 FY2020- 651  
 FY2021- 592

Remaining capacity, as a percentage of projected population:  
 FY2020- 35.0%  
 FY2021- 31.8%

SOURCES: Legislative Budget Board; Texas Juvenile Justice Department.

# Juvenile Correctional Population Projections: Parole

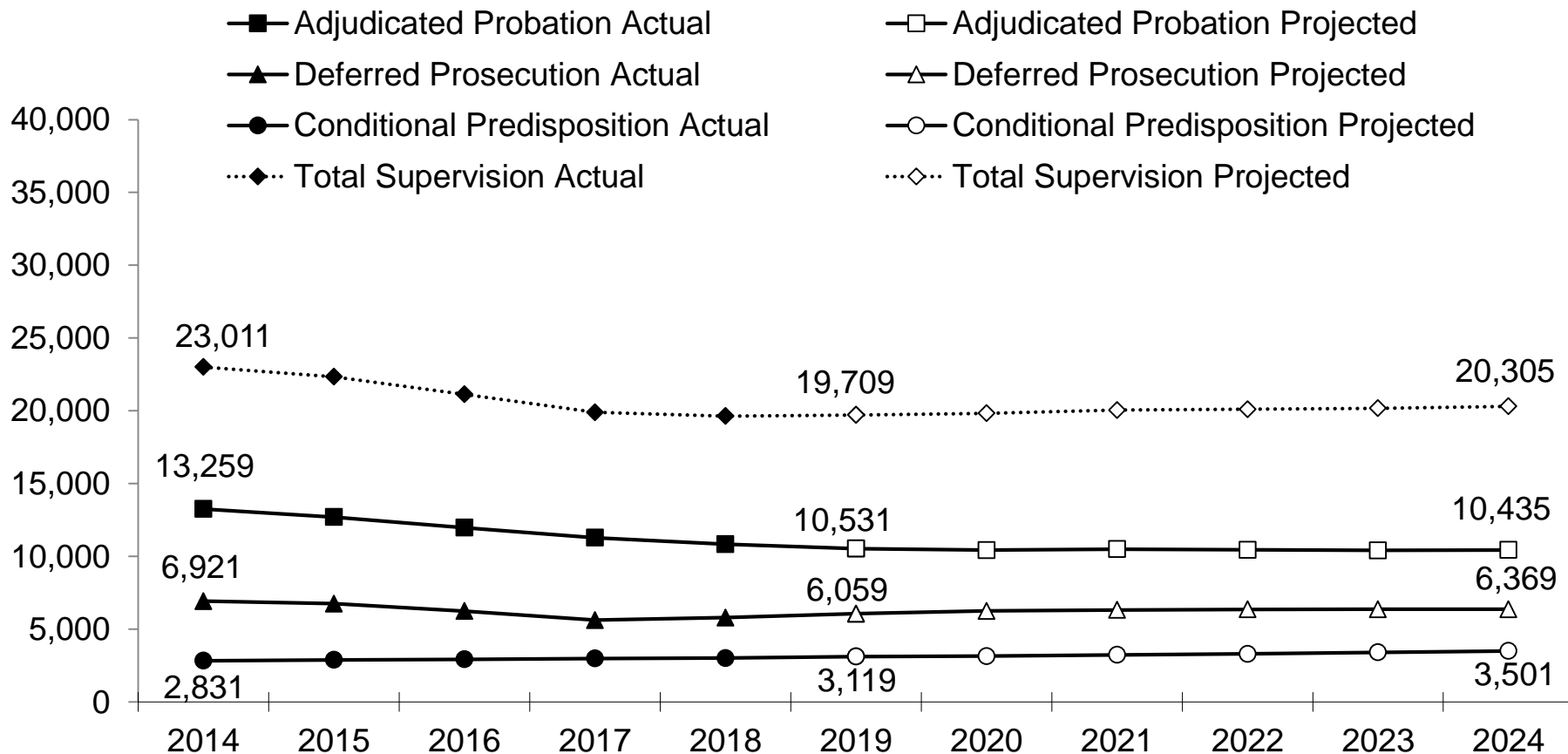
## Fiscal Years 2014 to 2024



SOURCES: Legislative Budget Board; Texas Juvenile Justice Department.

# Juvenile Correctional Population Projections: Probation

## Fiscal Years 2014 to 2024



SOURCES: Legislative Budget Board; Texas Juvenile Justice Department.



# Qualitative Review

## Adult Criminal Justice Findings

- District attorneys, county attorneys, and CSCDs continue to expand the number of pretrial programs
- Harris County Criminal Courts are still working through Hurricane Harvey related damage and expect to be fully operational in fiscal year 2020
- Incarcerated adults said they found educational and vocational programs helpful, but said they found some drug and alcohol programs were not effective

## Qualitative Review Participant Recommendations

- Additional resources for pretrial diversion and post disposition supervision programs
- Increase inpatient and outpatient mental health and substance abuse treatment resources
- Better communication between the institutional parole officer and the incarcerated individual, including help obtaining housing and locating employment opportunities

## Juvenile Justice Findings

- Referrals for violent felony offenses continue to increase
- More juveniles in the juvenile justice system are also involved with Child Protective Services
- There are more juveniles on local supervision with significant mental health issues
- Juvenile probation departments continue to utilize the Regional Diversion Alternatives Program

## Qualitative Review Participant Recommendations

- Additional mental health and substance abuse services, especially in rural areas
- A greater need for funding for education services for juveniles
- Additional resources to treat chronic misdemeanants

# Criminal and Juvenile Justice Recidivism and Revocation Rates: Highlights

<b>Fiscal Year 2015 Cohort</b>			
<b>Adult Populations</b>	<b>Rearrest %</b>	<b>Reconviction %</b>	<b>Incarceration/Reincarceration %</b>
Felony Community Supervision	38.8%	29.2%	28.3%
Prison	45.4%	34.8%	20.3%
State Jail	62.8%	53.5%	30.9%
Substance Abuse Felony Punishment Facility	44.0%	33.6%	44.3%
In-Prison Therapeutic Community	44.1%	32.9%	22.8%
Intermediate Sanction Facility	57.2%	44.9%	39.5%
Parole Supervision	42.8%	32.8%	20.2%

<b>Fiscal Year 2018 Felony Revocation Rates</b>	
Felony Community Supervision	16.0%
Parole Supervision	7.8%

NOTE: The reconviction rate includes individuals that have been convicted or reconvicted.

SOURCES: Legislative Budget Board; Texas Department of Criminal Justice; Texas Department of Public Safety.

# Criminal and Juvenile Justice Recidivism and Revocation Rates: Highlights

<b>Fiscal Year 2015 Cohort</b>			
<b>Juvenile Populations</b>	<b>Rearrest %</b>	<b>Readjudication %</b>	<b>Incarceration/Reincarceration %</b>
Deferred Prosecution Supervision	41.0%	10.0%	1.5%
Adjudicated Probation Supervision	61.8%	24.3%	8.2%
Local Secure Residential Facility	74.9%	43.0%	22.4%
State Residential Facility	74.0%	58.0%	43.2%

<b>Fiscal Year 2018 Felony Revocation Rates</b>	
Deferred Prosecution Supervision	0.1%
Adjudicated Probation Supervision	5.0%
Parole Supervision	25.3%

NOTE: The readjudication rate includes individuals that have been adjudicated, readjudicated, or convicted.

SOURCES: Legislative Budget Board; Texas Department of Criminal Justice; Texas Department of Public Safety; Texas Juvenile Justice Department.

# Criminal and Juvenile Justice Uniform Cost Per Day: Highlights

<b>TDCJ Population</b>	<b>Fiscal Year 2017</b>	<b>Fiscal Year 2018</b>
Systemwide	\$62.25	\$62.34
Parole Supervision	\$4.30	\$4.39
Community Supervision	\$3.72	\$3.75
<b>TJJD Population</b>	<b>Fiscal Year 2017</b>	<b>Fiscal Year 2018</b>
State Residential Facilities	\$456.38	\$479.56
Parole Supervision	\$38.85	\$41.07
Juvenile Probation Supervision	\$13.82	\$13.55

NOTE: The costs per day for community supervision and juvenile probation supervision represent a total cost per day and include both the state and local cost of supervision.

SOURCES: Legislative Budget Board; Texas Department of Criminal Justice; Texas Juvenile Justice Department.



## LEGISLATIVE BUDGET BOARD

# Contact the LBB

Legislative Budget Board

[www.lbb.state.tx.us](http://www.lbb.state.tx.us)

512.463.1200