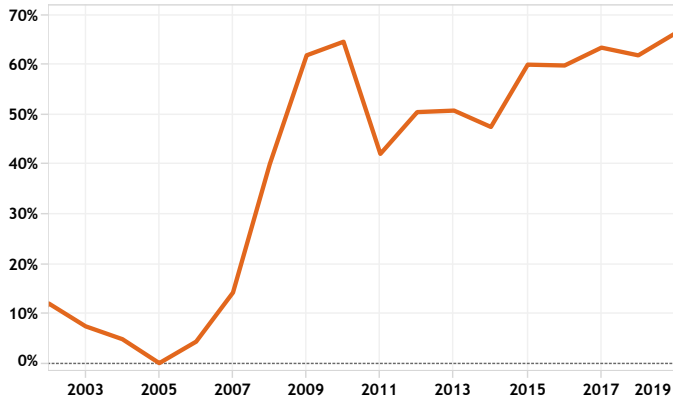


**ECONOMIC STABILIZATION FUND ENDING BALANCE AS A PERCENT OF CAP**



Hover over for additional information



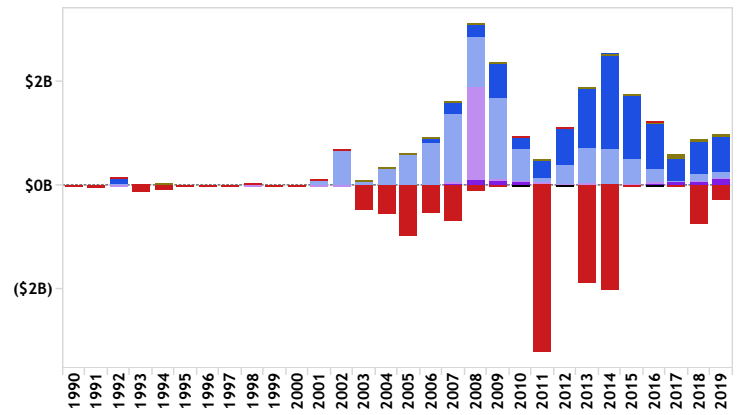
\*Fiscal Year 2018-19 Values Are Estimated

REVENUE SOURCE  
All

**APPROPRIATIONS FROM THE ECONOMIC STABILIZATION FUND**

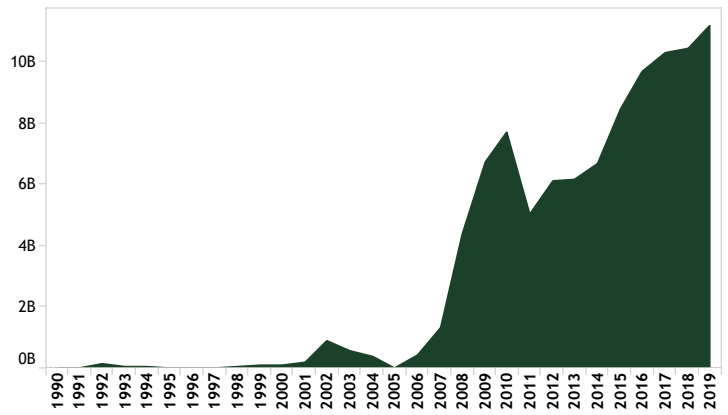
1990	Texas Education Agency	(\$29,000,000)
1993	Texas Department of Criminal Justice	(\$197,800,000)
2003	Commission of Judicial Conduct	(\$44,000)
	Comptroller	(\$3,037,200)
	Governor's Office	(\$295,000,000)
	Health and Human Services Commission	(\$439,548,606)
	Teacher Retirement System	(\$516,000,000)
	Texas Department of State Health Services	(\$6,900,000)
2005	Department of Family and Protective Services	(\$200,000,000)
	Health and Human Services Commission	(\$92,400,000)
	Teacher Retirement System	(\$30,700,000)
	Texas Education Agency	(\$735,000,000)
2006	Department of Family and Protective Services	(\$391,300,000)
	Governor's Office	(\$100,000,000)
	Texas Education Agency	(\$480,700,000)
2011	Comptroller	(\$3,198,661,120)
2013	Department of Public Safety	(\$2,700,000)

**DEPOSITS TO AND EXPENDITURES FROM THE ECONOMIC STABILIZATION FUND**



- Expenditures
- TTSTC Investment Income
- Oil Production Related Transfers
- Natural Gas Production Related Transfers
- Unencumbered Balances Transfers
- Interest
- Other

**ECONOMIC STABILIZATION FUND YEAR END BALANCE**



Prepared by the Texas Legislative Budget Board-Applied Research and Performance Audit Team  
 Source: Legislative Budget Board  
 PPM#: 1587. Last Updated: 12/5/2017

